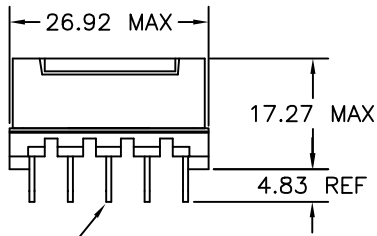


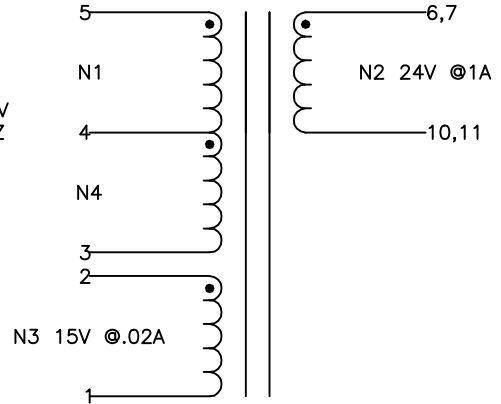
1 2 3 4 5 6

A

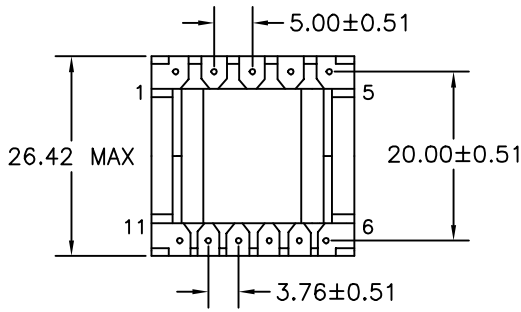


B

100-400V
@100KHZ
50%DC



C



D

NOTE:
POLARITY SHOWN IS FOR THE
TRANSFORMER. FOR CORRECT
FLYBACK OPERATION CONNECT
B+ TO PIN 3.

E

ELECTRICAL SPECIFICATIONS

L @ 1kHz 10mA - (5-3) 1.10mH ±10%

LL @ 100kHz 10mA - (5-3) 5.6µH TYP, TOL TBD
(WITH 1,2,6-11 SHORTED)

URNS RATIO - ±3%
N1/N4:N2 - 1:0.242
N1/N4:N3 - 1:0.152

DCR - OHMS TYP, TOL TBD
N1/N4 - 0.910
N2 - 0.072
N3 - 0.138

HIPOT - 4000VAC 1SEC
N1,N3,N4 TO N2

NOTE:
MEETS CONSTRUCTION FOR:
UL 1310, 1950, 1411
EN60950

H

| REVISION | | DATE | MARKINGS | LOCATION |
|----------|------------------------------|----------|---|--|
| A | RELEASED | 08/01/03 | CRAMER DATE CODE CVP 53-009 | PIN RAIL SIDE OF CORE |
| B | CHANGED DIMENSIONS TO METRIC | 05/10/05 | DESCRIPTION 24V 1A VIPER 53 FLYBACK XFMR, PRIMARY CONTROL | <div style="border: 1px solid black; padding: 2px;"> TOLERANCE UNLESS OTHERWISE SPECIFIED 2 PLACE DECIMALS ±.010 3 PLACE DECIMALS ±.005 FRACTIONS ±1/64 ANGLES ±1/2° </div> PROPRIETARY INFORMATION PROPERTY OF CRAMER COIL & TRANSFORMER CO. DUPLICATION AND/OR DISTRIBUTION BY PERMISSION ONLY |
| C | INSERTED TOOLED BOBBIN | 09/20/05 | CUSTOMER | |
| | | | | |
| | | | G:\DATA\SPECS\ENG\CVP\53-009 | CUSTOMER PART NUMBER |
| | | | DR. NJW | DATE 08/01/03 |
| | | | APPD. JDB | DATE 08/05/03 |
| | | | | CRAMER PART NUMBER CVP 53-009 |
| | | | | REV C |

J

1 2 3 4 5 6