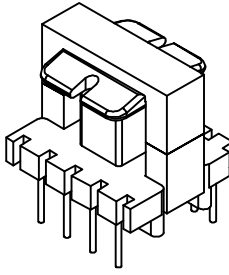
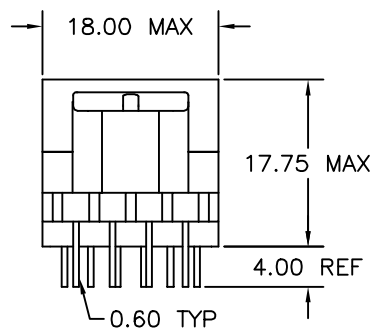


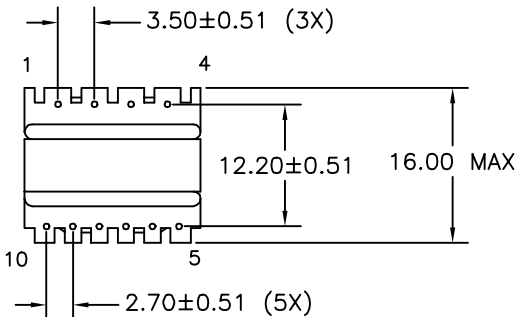
1 2 3 4 5 6

A

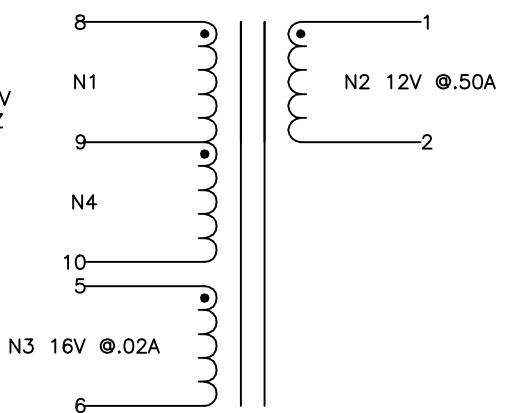


B

C



120-400V
 @ 60KHZ
 50% DC



D

E

ELECTRICAL SPECIFICATIONS

L @ 1kHz 10mA - (8-10) 3.25mH ±10%

LL @ 100kHz 10mA - (8-10) TBD
 (WITH 1-6 SHORTED)

URNS RATIO - ±3%
 N1/N4:N2 - 1:0.106
 N1/N4:N3 - 1:0.144

DCR - OHMS TYP, TOL TBD
 N1/N4 - TBD
 N2 - TBD
 N3 - TBD

HIPOT - 4000VAC 1SEC
 N1,N3,N4 TO N2

NOTE:
 MEETS CONSTRUCTION FOR:
 UL 1310, 1411
 EN60950, IEC 61558-1
 SECONDARY WOUND WITH
 TRIPLE INSULATED WIRE
 THAT MEETS ANNEX K
 VDE REG. #40000223

F

G

H

REVISION		DATE	MARKINGS	LOCATION
0	PRELIMINARY	03/06/06	544-DATE CODE VP11-068	TOP OF CORE
DESCRIPTION			TOLERANCE UNLESS OTHERWISE SPECIFIED 2 PLACE DECIMALS ±.010 3 PLACE DECIMALS ±.005 FRACTIONS ±1/64 ANGLES ±1/2°	PROPRIETARY INFORMATION PROPERTY OF CRAMER COIL & TRANSFORMER CO. DUPLICATION AND/OR DISTRIBUTION BY PERMISSION ONLY
12V 6VA VIPER 12A XFMR				
CUSTOMER				
G:\DATA\SPECS\ENG\CVP\11-068				
DR.		DATE	CUSTOMER PART NUMBER	REV
MEC		03/06/06		
APPD.		DATE	CRAMER PART NUMBER	REV
-		-	CVP 11-068	0

1 2 3 4 5 6

A

B

C

D

E

F

G

H

I

J