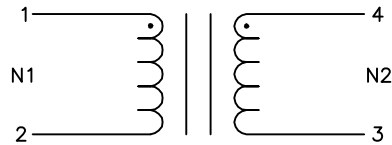
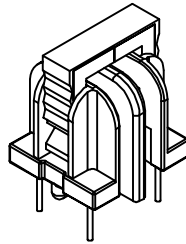
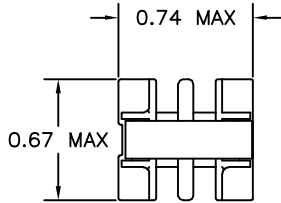


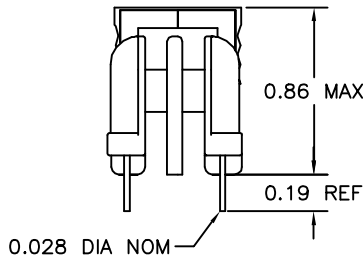
1 2 3 4 5 6

A

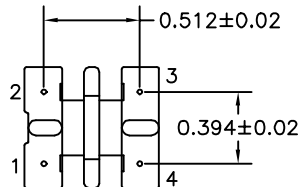


B

C



D



E

**ELECTRICAL SPECIFICATIONS**

L @ 1kHz .1V - (1-2) 22mH MIN

URNS RATIO - ±3%  
N1:N2 - 1:1

DCR - OHMS TYP, TOL TBD  
N1 - 0.900  
N2 - 0.900

HIPOT - 2500VAC 1MIN OR 3000VAC 1SEC  
N1 TO N2

F

G

CRAMER RESERVES THE RIGHT TO CHANGE TOLERANCE ON PARASITIC PARAMETERS

H

REVISION		DATE	MARKINGS 544-EIA DATE CODE CC 105-200	LOCATION TOP OF CLIP		
A	RELEASED	06/11/99	DESCRIPTION 0.5 AMP 20 MILLIHENRY COMMON MODE CHOKE	TOLERANCE UNLESS OTHERWISE SPECIFIED 2 PLACE DECIMALS ±0.010 3 PLACE DECIMALS ±0.005 FRACTIONS ±1/64 ANGLES ±1/2°	PROPRIETARY INFORMATION PROPERTY OF CRAMER COIL & TRANSFORMER CO. DUPLICATION AND/OR DISTRIBUTION BY PERMISSION ONLY	
B	PILOT REVISIONS (E379338PP) PER ECO#004399	08/19/02				
C	UPDATED ELECTRICALS	08/24/05	CUSTOMER			
			PAGE 1 OF 1			
			G:\DATA\SPECS\ENG\CC\105-200			CUSTOMER PART NUMBER
			DR. NJW	DATE 06/11/99	CRAMER PART NUMBER	REV
			APPD. MJA	DATE 06/18/99	CC 105-200	C

J

1 2 3 4 5 6